



# crop estimates committee oesskattingskomitee

**From/Van:** Mr Baldwin Netshifhefhe  
**Tel:** 012 319 8043/32 • **Fax/Faks:** 012 319 8031 • **E-mail/E-pos:** BaldwinN@dalrrd.gov.za

Web page/Webblad: [www.dalrrd.gov.za/statistics](http://www.dalrrd.gov.za/statistics) and economic reports or  
[www.saqis.org.za/CEC](http://www.saqis.org.za/CEC): Crop Estimates EMBARGO: 14:30



agriculture, land reform  
& rural development

Department:  
Agriculture, Land Reform and Rural Development  
REPUBLIC OF SOUTH AFRICA

28 February / Februarie 2023

The **revised** area planted estimate and **first** production forecast for summer crops for 2023 is hereby released.  
 Hiermee word die **heriene** oppervlakte- en **eerste** produksieskatting vir somergewasse vir 2023 vrygestel.

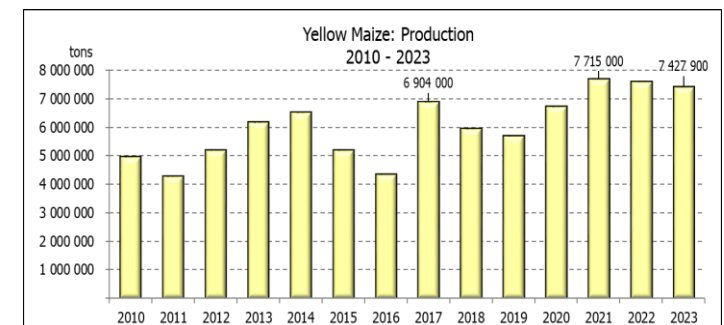
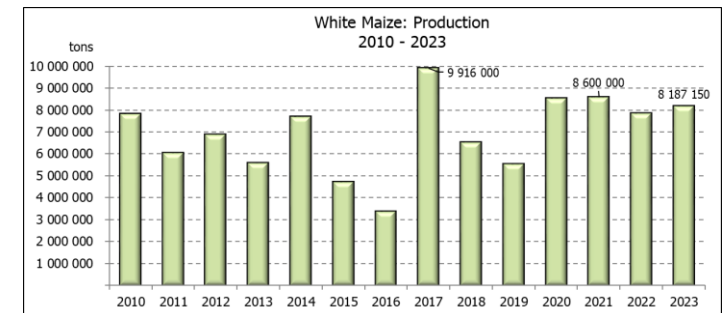
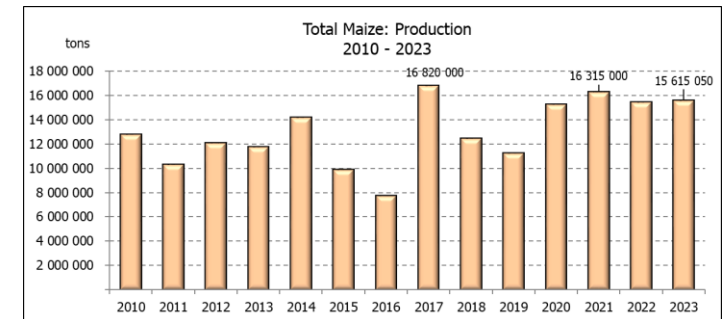
**SUMMER CROPS – REVISED AREA PLANTED AND FIRST PRODUCTION FORECAST: 2023**

**SOMERGEWASSE – HERSIENE OPPERVLAKTE- EN EERSTE PRODUKSIESKATTING: 2023**

CROP/GEWAS	Area planted/ Opp beplant  2023 Ha (A)	1 <sup>st</sup> forecast/ 1 <sup>ste</sup> skatting  2023 Tons (B)	Area planted/ Opp beplant  2022 Ha (C)	Final crop/ Finale oes  2022 Tons (D)	Change/ Verandering/  % (B) ÷ (D)
<b>Commercial/Kommersieël:</b>					
White maize/Witmielies	1 520 500	8 187 150	1 575 000	7 850 000	+4,29
Yellow maize/Geelmielies	1 062 000	7 427 900	1 048 000	7 620 000	-2,52
Total Maize/Totale Mielies	2 582 500	15 615 050	2 623 000	15 470 000	+0,94
Sunflower seed/Sonneblomsaad	555 700	775 260	670 700	845 550	-8,31
Soybeans/Sojabone	1 148 300	2 651 680	925 300	2 230 000	+18,91
Groundnuts/Grondbone	32 300	51 155	43 400	48 500	+5,47
Sorghum	34 000	112 330	37 200	103 140	+8,91
Dry beans/Droëbone	36 400	49 755	42 900	52 590	-5,39
<b>TOTAL/TOTAAL</b>	<b>4 389 200</b>	<b>19 255 230</b>	<b>4 342 500</b>	<b>18 749 780</b>	<b>+2,70</b>

Note: Estimate is for calendar year, e.g. production season 2022/23 = 2023

Nota: Skatting is vir kalenderjaar, bv. produksie-seisoen 2022/23 = 2023



The Crop Estimates Committee comprises officials of the following institutions:

Department of Agriculture, Land Reform and Rural Development; Provincial Departments of Agriculture; various ARC-Institutes (Soil, Climate and Water; Small Grains Institute; and Grain Crops Institute); BFAP and Statistics SA.

**WHITE AND YELLOW MAIZE – REVISED AREA PLANTED AND FIRST PRODUCTION FORECAST: 2023**

**WIT- EN GEELMIELIES – HERSIENE OPPERVLAKTE EN EERSTE PRODUKSIESKATTING: 2023**

Provinsie/ Province	Area planted/ Oppervlakte beplant 2023			1 <sup>st</sup> forecast/ 1 <sup>ste</sup> skatting 2023			Area planted/ Oppervlakte beplant 2022			Final crop/ Finale oes 2022		
	White/ Wit Ha	Yellow/ Geel Ha	Total/ Totaal Ha	White/ Wit Tons	Yellow/ Geel Tons	Total/ Totaal Tons	White/ Wit Ha	Yellow/ Geel Ha	Total/ Totaal Ha	White/ Wit Tons	Yellow/ Geel Tons	Total/ Totaal Tons
Western Cape/Wes-Kaap	250	3 500	3 750	2 375	32 900	35 275	500	3 500	4 000	4 750	32 900	37 650
Northern Cape/Noord-Kaap	1 000	43 500	44 500	11 750	630 750	642 500	3 000	42 000	45 000	36 000	672 000	708 000
Free State/Vrystaat	780 000	401 000	1 181 000	4 290 000	2 546 350	6 836 350	826 500	398 000	1 224 500	3 801 900	2 547 800	6 349 700
Eastern Cape/Oos-Kaap	5 750	25 000	30 750	39 100	187 500	226 600	6 000	20 500	26 500	40 800	157 900	198 700
KwaZulu-Natal	49 000	65 000	114 000	303 800	507 000	810 800	52 000	59 000	111 000	322 400	489 700	812 100
Mpumalanga	156 500	352 000	508 500	978 125	2 464 000	3 442 125	165 000	350 000	515 000	1 072 500	2 554 000	3 626 500
Limpopo	16 000	20 000	36 000	108 800	160 000	268 800	15 500	25 000	40 500	102 300	202 500	304 800
Gauteng	56 000	52 000	108 000	355 600	374 400	730 000	56 500	56 000	112 500	361 600	403 200	764 800
North West/Noordwes	456 000	100 000	556 000	2 097 600	525 000	2 622 600	450 000	94 000	544 000	2 107 750	560 000	2 667 750
Total/Totaal	1 520 500	1 062 000	2 582 500	8 187 150	7 427 900	15 615 050	1 575 000	1 048 000	2 623 000	7 850 000	7 620 000	15 470 000

**SUNFLOWER SEED – REVISED AREA PLANTED AND FIRST PRODUCTION FORECAST: 2023**

**SONNEBLMSAAD – HERSIENE OPPERVLAKTE EN EERSTE PRODUKSIESKATTING: 2023**

Province/ Provinsie	Area planted/ Opp beplant Ha 2023	1 <sup>st</sup> forecast/ 1 <sup>ste</sup> skatting Tons 2023	Area planted/ Opp beplant Ha 2022	Final crop/ Finale oes Tons 2022
Western Cape/Wes-Kaap	-	-	-	-
Northern Cape/Noord-Kaap	2 500	6 250	2 500	6 250
Free State/Vrystaat	290 000	435 000	357 000	499 800
Eastern Cape/Oos-Kaap	700	1 050	300	750
KwaZulu-Natal	300	600	-	-
Mpumalanga	5 000	7 500	3 500	5 250
Limpopo	100 000	105 000	110 000	77 000
Gauteng	2 200	2 860	2 400	3 000
North West/Noordwes	155 000	217 000	195 000	253 500
Total/Totaal	555 700	775 260	670 700	845 550

**SOYBEANS – REVISED AREA PLANTED AND FIRST PRODUCTION FORECAST: 2023**

**SOJABONE – HERSIENE OPPERVLAKTE EN EERSTE PRODUKSIESKATTING: 2023**

Province/ Provinsie	Area planted/ Opp beplant Ha 2023	1 <sup>st</sup> forecast/ 1 <sup>ste</sup> skatting Tons 2023	Area planted/ Opp beplant Ha 2022	Final crop/ Finale oes Tons 2022
Western Cape/Wes-Kaap	-	-	-	-
Northern Cape/Noord-Kaap	1 000	3 500	800	3 000
Free State/Vrystaat	565 000	1 243 000	415 000	912 500
Eastern Cape/Oos-Kaap	4 300	9 030	3 000	9 000
KwaZulu-Natal	44 000	154 000	39 000	150 000
Mpumalanga	305 000	671 000	300 000	710 000
Limpopo	26 000	85 800	22 500	76 500
Gauteng	48 000	105 600	45 000	99 000
North West/Noordwes	155 000	379 750	100 000	270 000
Total/Totaal	1 148 300	2 651 680	925 300	2 230 000

**GROUNDNUTS – REVISED AREA PLANTED AND FIRST PRODUCTION FORECAST: 2023****GRONDBONE – HERSIENE OPPERVLAKTE EN EERSTE PRODUKSIESKATTING: 2023**

Province/ Provinsie	Area planted/ Opp beplant Ha 2023	1 <sup>st</sup> forecast/ 1 <sup>ste</sup> skatting Tons 2023	Area planted/ Opp beplant Ha 2022	Final crop/ Finale oes Tons 2022
Western Cape/Wes-Kaap	-	-	-	-
Northern Cape/Noord-Kaap	<b>2 000</b>	<b>4 800</b>	2 400	6 000
Free State/Vrystaat	<b>12 800</b>	<b>20 480</b>	19 000	20 900
Eastern Cape/Oos-Kaap	-	-	-	-
KwaZulu-Natal	-	-	-	-
Mpumalanga	-	-	-	-
Limpopo	<b>2 500</b>	<b>6 375</b>	2 000	4 600
Gauteng	-	-	-	-
North West/Noordwes	<b>15 000</b>	<b>19 500</b>	20 000	17 000
Total/Totaal	<b>32 300</b>	<b>51 155</b>	43 400	48 500

**SORGHUM – REVISED AREA PLANTED AND FIRST PRODUCTION FORECAST: 2023****SORGHUM – HERSIENE OPPERVLAKTE EN EERSTE PRODUKSIESKATTING: 2023**

Province/ Provinsie	Area planted/ Opp beplant Ha 2023	1 <sup>st</sup> forecast/ 1 <sup>ste</sup> skatting Tons 2023	Area planted/ Opp beplant Ha 2022	Final crop/ Finale oes Tons 2022
Western Cape/Wes-Kaap	-	-	-	-
Northern Cape/Noord-Kaap	-	-	-	-
Free State/Vrystaat	<b>5 200</b>	<b>20 280</b>	7 800	20 700
Eastern Cape/Oos-Kaap	-	-	-	-
KwaZulu-Natal	<b>100</b>	<b>400</b>	200	740
Mpumalanga	<b>8 500</b>	<b>42 500</b>	9 000	43 650
Limpopo	<b>15 500</b>	<b>37 200</b>	15 000	26 250
Gauteng	<b>100</b>	<b>450</b>	200	800
North West/Noordwes	<b>4 600</b>	<b>11 500</b>	5 000	11 000
Total/Totaal	<b>34 000</b>	<b>112 330</b>	37 200	103 140

**DRY BEANS – REVISED AREA PLANTED AND FIRST PRODUCTION FORECAST: 2023****DROëBONE – HERSIENE OPPERVLAKTE EN EERSTE PRODUKSIESKATTING: 2023**

Province/ Provinsie	Area planted/ Opp beplant Ha 2023	1 <sup>st</sup> forecast/ 1 <sup>ste</sup> skatting Tons 2023	Area planted/ Opp beplant Ha 2022	Final crop/ Finale oes Tons 2022
Western Cape/Wes-Kaap	<b>100</b>	<b>180</b>	100	150
Northern Cape/Noord-Kaap	<b>700</b>	<b>1 260</b>	600	1 080
Free State/Vrystaat	<b>13 500</b>	<b>14 175</b>	15 500	13 950
Eastern Cape/Oos-Kaap	<b>200</b>	<b>360</b>	200	300
KwaZulu-Natal	<b>2 100</b>	<b>3 150</b>	2 300	2 760
Mpumalanga	<b>5 000</b>	<b>7 250</b>	6 000	6 600
Limpopo	<b>8 000</b>	<b>14 400</b>	10 400	18 200
Gauteng	<b>800</b>	<b>880</b>	800	800
North West/Noordwes	<b>6 000</b>	<b>8 100</b>	7 000	8 750
Total/Totaal	<b>36 400</b>	<b>49 755</b>	42 900	52 590

**CONFIDENTIALITY ISSUES that CEC members are committed to adhere to on the day of the meeting**

- Personal items such as laptops, handbags, cell phones, etc. are not allowed in the venue during the meeting
- No member is allowed to leave the meeting before 12:00 in order to prevent disclosure of the information
- The embargo time for the release of crop estimates information is 14:30
- No member is allowed to discuss crop estimates information with anyone other than a member of the Committee before the embargo time
- Only the Chairperson, or a member appointed by the Chairperson, may release the figures to the media
- Members must regard the detail of any information that was collected for and/or discussed during the meeting, as confidential
- Individual information received for crop estimate purposes is treated strictly confidential, and is not divulged for any other purposes

**REVISED AREA ESTIMATE AND FIRST PRODUCTION FORECAST OF SUMMER CROPS (2023 PRODUCTION SEASON)/  
HERSIENE OPPERVLAKTE- EN EERSTE PRODUKSIESKATTING VIR SOMERGEWASSE (2023 PRODUKSIE-SEISOEN)  
28 FEBRUARY / FEBRUARIE 2023**

**Summer field crops – 2023**

**Commercial maize:** The revised area estimate for maize is 2 582 500 ha, which is 1,54% or 40 500 ha less than the 2 623 000 ha planted for the previous season, and 1,51% or 38 500 ha more than the preliminary area estimate of 2 544 000 ha released in January 2023.

The expected commercial maize crop is 15 615 000 tons, which is 0,94% or 145 050 tons more than the 15 470 000 tons of the previous season (2022). The yield for maize is 6,05 t/ha.

The area planted figures are mainly based on information obtained from the Producer Independent Crop Estimation System (PICES), conducted by the National Crop Statistics Consortium (NCSC) for Free State, KwaZulu-Natal, Mpumalanga, Limpopo, Gauteng and North West provinces.

Please note that information from the objective yield survey by the NCSC for the Mpumalanga province will be available in April 2023; and for the Free State and North West provinces in May 2023. The current yield figures are mainly obtained from producers in the different provinces.

The area estimate for **white maize** is 1 520 500 ha, which represents a decrease of 3,46% or 54 500 ha compared to the 1 575 000 ha planted last season. The production forecast of white maize is 8 187 150 tons, which is 4,29% or 337 150 tons more than the 7 850 000 tons of last season. The yield for white maize is 5,38 t/ha.

In the case of **yellow maize**, the area estimate is 1 062 000 ha, which is 1,34% or 14 000 ha more than the 1 048 000 ha planted last season. The yellow maize production forecast is 7 427 900 tons, which is 2,52% or 192 100 tons less than the 7 620 000 tons of last season. The yield for yellow maize is 6,99 t/ha.

**Other summer crops:**

**Sunflower seed:** The revised area estimate for sunflower seed is 555 700 ha, which is 17,15% or 115 000 ha less than the 670 700 ha planted the previous season. The production forecast for sunflower seed is 775 260 tons, which is 8,31% or 70 290 tons less than the 845 550 tons of the previous season. The expected yield is 1,40 t/ha.

**Other crops:** It is estimated that 1 148 300 ha have been planted to **soybeans**, which represents an increase of 24,10% or 223 000 ha compared to the 925 300 ha planted last season. The production forecast is 2 651 680 tons, which is 18,91% or 421 680 tons more than the 2 230 000 tons of the previous season. The expected yield is 2,31 t/ha.

For **groundnuts**, the area estimate is 32 300 ha, which is 25,58% or 11 100 ha less than the 43 400 ha planted for the previous season. The expected crop is 51 155 tons – which is 5,47% or 2 655 tons more than the 48 500 tons of last season. The expected yield is 1,58 t/ha.

The area estimate for **sorghum** decreased by 8,60% or 3 200 ha, from 37 200 ha to 34 000 ha against the previous season. The production forecast for sorghum is 112 330 tons, which is 8,91% or 9 190 tons more than the 103 140 tons of the previous season. The expected yield is 3,30 t/ha.

For **dry beans**, the area estimate is 36 400 ha, which is 15,15% or 6 500 ha less than the 42 900 ha planted for the previous season. The production forecast is 49 755 tons, which is 5,39% or 2 835 tons less than the 52 590 tons of the previous season. The expected yield is 1,37 t/ha.

**Please note that the second production forecast for summer field crops for 2023 will be released on 28 March 2023.**

**Somergewasse – 2023**

**Kommersiële mielies:** Die hersiene skatting van die oppervlakte onder mielies beloop 2 582 500 ha, wat 1,54% of 40 500 ha minder is as die 2 623 000 ha wat verlede seisoen aangeplant is, en 1,51% of 38 500 ha meer as die voorlopige oppervlakteskatting van 2 544 000 ha soos vrygestel in Januarie 2023.

Die verwagte kommersiële mielie-oes is 15 615 000 ton, wat 0,94% of 145 050 ton meer is as die 15 470 000 ton van die vorige seisoen (2022). Die opbrengs van mielies is 6,05 t/ha.

Die oppervlakte beplant syfers is hoofsaaklik verkry vanaf die Producente Onafhanklike Oesskattingstelsel (PICES), soos deur die Nasionale Oesskattingkonsortium gerapporteer vir Vrystaat, KwaZulu-Natal, Mpumalanga, Limpopo, Gauteng en Noordwes provinsies.

Neem kennis dat inligting van die objektiewe opbrengs-opname van die Konsortium vir die Mpumalanga provinsie, in April 2023 gerapporteer word en vir die Vrystaat en Noordwes provinsies in Mei 2023. Die huidige opbrengs syfers is hoofsaaklik verkry vanaf produsente in die verskillende provinsies.

Die oppervlak onder **witmielies** is 1 520 500 ha, wat 'n afname van 3,46% of 54 500 ha verteenwoordig vergeleke met die 1 575 000 ha die vorige seisoen. Die produksieskatting van witmielies is 8 187 150 ton, wat 4,29% of 337 150 ton meer is as die 7 850 000 ton van die vorige seisoen. Die opbrengs van witmielies is 5,38 t/ha.

In die geval van **geelmielies** is die oppervlakteskatting 1 062 000 ha, wat 1,34% of 14 000 ha meer is as die 1 048 000 ha geplant die vorige seisoen. Die produksieskatting van geelmielies is 7 427 900 ton, wat 2,52% of 192 100 ton minder is as die 7 620 000 ton van die vorige seisoen. Die opbrengs van geelmielies is 6,99 t/ha.

**Ander somergewasse:**

**Sonneblomsaad:** Die hersiene oppervlakteskatting vir sonneblomsaad is 555 700 ha, wat 17,15% of 115 000 ha minder is as die 670 700 ha aangeplant die vorige seisoen. Die produksieskatting vir sonneblomsaad is 775 260 ton, wat 8,31% of 70 290 ton minder is as die 845 550 ton van die vorige seisoen. Die verwagte opbrengs is 1,40 t/ha.

**Ander gewasse:** Die geskatte oppervlakte beplant met **sojabone** is 1 148 300 ha, wat 'n toename van 24,10% of 223 000 ha verteenwoordig vergeleke met die 925 300 ha geplant die vorige seisoen. Die produksieskatting is 2 651 680 ton, wat 18,91% of 421 680 ton meer is as die 2 230 000 ton van die vorige seisoen. Die verwagte opbrengs is 2,31 t/ha.

Vir **grondbone** is die oppervlakteskatting 32 300 ha, wat 25,58% of 11 100 ha minder is as die 43 400 ha geplant vir die vorige seisoen. Die verwagte grondbone-oes is 51 155 ton – 5,47% of 2 655 ton meer as die 48 500 ton van die vorige seisoen. Die verwagte opbrengs is 1,58 t/ha.

Die oppervlakteskatting vir **sorghum** het afgeneem met 8,60% of 3 200 ha, van 37 200 ha tot 34 000 ha teenoor die vorige seisoen. Die produksieskatting van sorghum is 112 330 ton – 8,91% of 9 190 ton meer as die 103 140 ton van die vorige seisoen. Die verwagte opbrengs is 3,30 t/ha.

Vir **droëbone** is die geskatte oppervlakte beplant 36 400 ha, wat 15,15% of 6 500 ha minder is as die 42 900 ha geplant vir die vorige seisoen. Die produksieskatting is 49 755 ton, wat 5,39% of 2 835 ton minder is as die 52 590 ton van die vorige seisoen. Die verwagte opbrengs is 1,37 t/ha.

**Neem asseblief kennis dat die tweede produksieskatting vir somergewasse vir 2023, op 28 Maart 2023 vrygestel sal word.**

The area estimate and final production estimate for winter cereals for the 2022 is hereby released. /  
Hiermee word die oppervlakte- en finale produksieskatting vir wintergewasse vir 2022 vrygestel.

**WINTER CEREALS – AREA PLANTED AND FINAL PRODUCTION ESTIMATE: 2022 PRODUCTION SEASON**

**WINTERGEWASSE - OPPERVLAKTE- EN FINALE PRODUKSIESKATTING: 2022 PRODUKSIE-SEISOEN**

CROP/GEWAS	Area planted/ Opp beplant 2022 Ha (A)	Final estimate/ Finale skatting 2022 Tons (B)	6 <sup>th</sup> forecast/ 6 <sup>de</sup> skatting 2022 Tons (C)	Area planted/ Opp beplant 2021 Ha (D)	Final crop/ Finale oes 2021 Tons (E)	Change/ Verandering % (B) ÷ (C)
<b>Commercial/Kommersieel:</b>						
Wheat/Koring	566 800	2 088 590	2 176 540	523 500	2 285 000	-4,04
Malting barley/Moutgars	101 000	308 675	337 650	94 730	334 000	-8,58
Canola/Kanola	123 510	210 530	210 530	100 000	198 100	-
Cereal oats/Hawermout	27 000	29 900	33 800	36 250	59 000	-11,54
Sweet lupines/Soetlupine	21 000	15 750	15 750	22 000	28 600	-

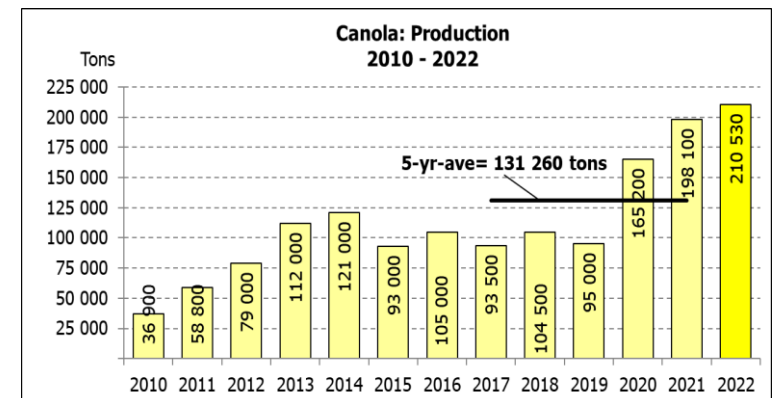
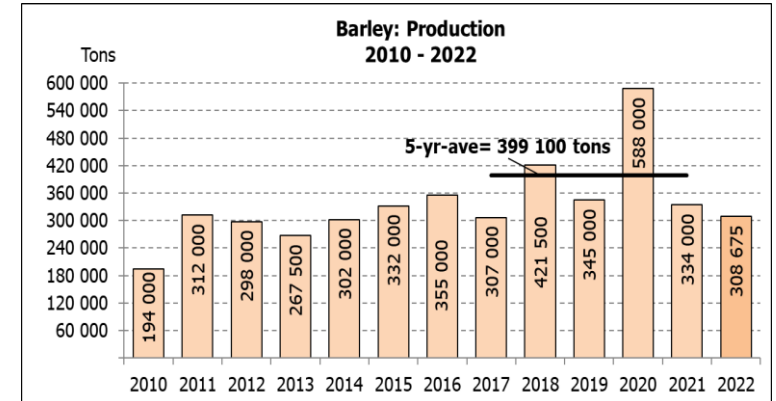
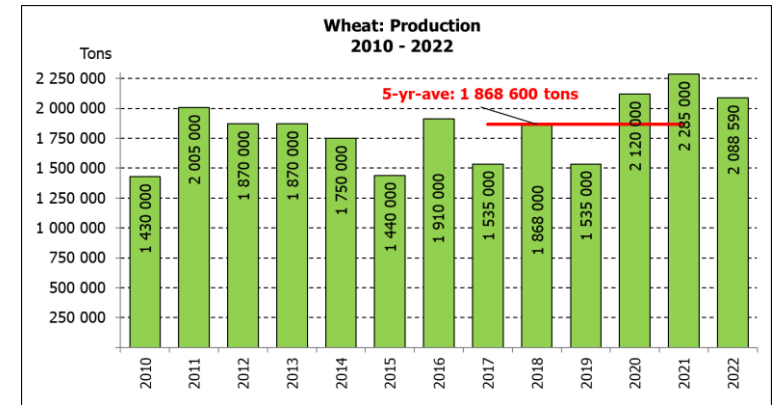
\* Note: Estimate is for calendar year, e.g. production season 2022/23 = 2022

\* Nota: Skatting is vir kalenderjaar, bv. produksie-seisoen 2022/23 = 2022

**WHEAT – AREA PLANTED AND FINAL PRODUCTION ESTIMATE: 2022**

**KORING – OPPERVLAKTE- EN FINALE PRODUKSIESKATTING: 2022**

Province/ Provinsie	Area planted/ Opp beplant Ha 2022	Final estimate/ Finale skatting Tons 2022	Area planted/ Opp beplant Ha 2021	Final crop/ Finale oes Tons 2021
Western Cape/Wes-Kaap	360 000	918 000	360 000	1 260 000
Northern Cape/Noord-Kaap	47 000	324 300	35 500	275 125
Free State/Vrystaat	96 000	432 000	70 000	360 000
Eastern Cape/Oos-Kaap	6 000	40 200	3 800	25 080
KwaZulu-Natal	9 200	60 720	8 500	56 950
Mpumalanga	4 000	27 600	4 100	28 300
Limpopo	29 000	185 600	26 500	176 220
Gauteng	1 100	7 370	1 100	7 425
North West/Noordwes	14 500	92 800	14 000	95 900
Total/Totaal	566 800	2 088 590	523 500	2 285 000



**AREA ESTIMATE AND FINAL PRODUCTION ESTIMATE OF WINTER CROPS (2022) /  
OPPERVLAKTE- EN FINALE PRODUKSIESKATTING VAN WINTERGEWASSE (2022)  
28 FEBRUARY/FEBRUARIE 2023**

**Winter cereal crops - 2022 production season**

**Wheat:** The expected production of wheat is 2,089 mill. tons, which is 4,04% or 87 950 tons less than the previous forecast of 2,176 mill. tons, whilst the expected yield is 3,68 t/ha.

The expected production in the Western Cape is 918 000 tons (44%), in the Free State 432 000 tons (21%) and in the Northern Cape 324 300 tons (16%).

The area estimate for wheat is 566 800 ha. An estimated 360 000 ha or 64% is planted in the Western Cape, 96 000 ha or 17% in the Free State and 47 000 ha or 8% in the Northern Cape.

**Other crops:** The production forecast for **barley** decreased by 8,58% or 28 975 tons from 337 650 tons to 308 675 tons. The area planted is estimated at 101 000 ha, while the expected yield is 3,06 t/ha.

The expected **canola crop** remained unchanged at 210 530 tons. The area estimate for canola is 123 510 ha, with an expected yield of 1,70 t/ha.

The expected crop for **oats** for the 2022 season is 29 900 tons and the area planted is 27 000 ha. The expected yield is 1,11 t/ha.

In the case of **sweet lupines**, the production forecast remained unchanged at 15 750 tons. The area estimate of sweet lupines is 21 000 ha, with an expected yield of 0,75 t/ha.

**Please note that the intentions to plant winter cereals for 2023 will be released on 26 April 2023.**

Information is available on the internet at [http://www.daff.gov.za/links/crop\\_estimates](http://www.daff.gov.za/links/crop_estimates) or <http://www.sagis.org.za>, as from **14:30** on the date of the relevant meeting of the Crop Estimates Committee.

**Wintergewasse - 2022 produksie-seisoen**

**Koring:** Die verwagte produksie vir koring is 2,089 milj. ton, wat 4,04% of 87 950 ton minder is as die vorige skatting van 2,176 milj. ton, terwyl die verwagte opbrengs 3,68 t/ha is.

Die verwagte produksie in die Wes-Kaap is 918 000 ton (44%), in die Vrystaat 432 000 ton (21%) en in die Noord-Kaap 324 300 ton (16%).

Die oppervlakteskatting vir koring is 566 800 ha. Die beraamde oppervlakte geplant in die Wes-Kaap is 360 000 ha of 64%, die Vrystaat is 96 000 ha of 17% en 47 000 ha of 8% is in die Noord-Kaap.

**Ander gewasse:** Die produksieskatting vir **gars** is verminder met 8,58% of 28 975 ton van 337 650 ton na 308 675 ton. Die oppervlakte beplant word beraam op 101 000 ha, terwyl die verwagte opbrengs 3,06 t/ha behoop.

Die verwagte **kanola-oes** is onveranderd gelaat op 210 530 ton. Die oppervlakteskatting vir kanola is 123 510 ha, met 'n verwagte opbrengs van 1,70 t/ha.

Die verwagte oes vir **hawer** vir die 2022-seisoen is 29 900 ton en die oppervlakteskatting is 27 000 ton. Die verwagte opbrengs is 1,11 t/ha.

In die geval van **soetlupine** is die produksieskatting onveranderd gelaat op 15 750 ton. Die oppervlakte beplant met soetlupine is 21 000 ha, met 'n verwagte opbrengs van 0,75 t/ha.

**Neem asseblief kennis dat die voornemens om wintergewasse te plant vir 2023 op 26 April 2023 vrygestel sal word.**

Inligting is beskikbaar op die internet by [http://www.daff.gov.za/links/crop\\_estimates](http://www.daff.gov.za/links/crop_estimates) of by <http://www.sagis.org.za>, vanaf **14:30** op die dag van die toepaslike vergadering van die Oesskattingskomitee.

**CONFIDENTIALITY ISSUES that CEC members are committed to adhere to on the day of the meeting**

- Personal items such as laptops, handbags, cell phones, etc. are not allowed in the venue during the meeting.
- No member is allowed to leave the meeting before 12:00 in order to prevent disclosure of the information. The embargo time for the release of crop estimates information is 14:30.
- No member is allowed to discuss crop estimates information with anyone other than a member of the Committee before the embargo time. Only the Chairperson, or a member appointed by the Chairperson, may release the figures to the media.
- Members must regard the detail of any information that was collected for and/or discussed during the meeting, as confidential. Individual information received for crop estimate purposes is treated strictly confidential, and is not divulged for any other purposes.